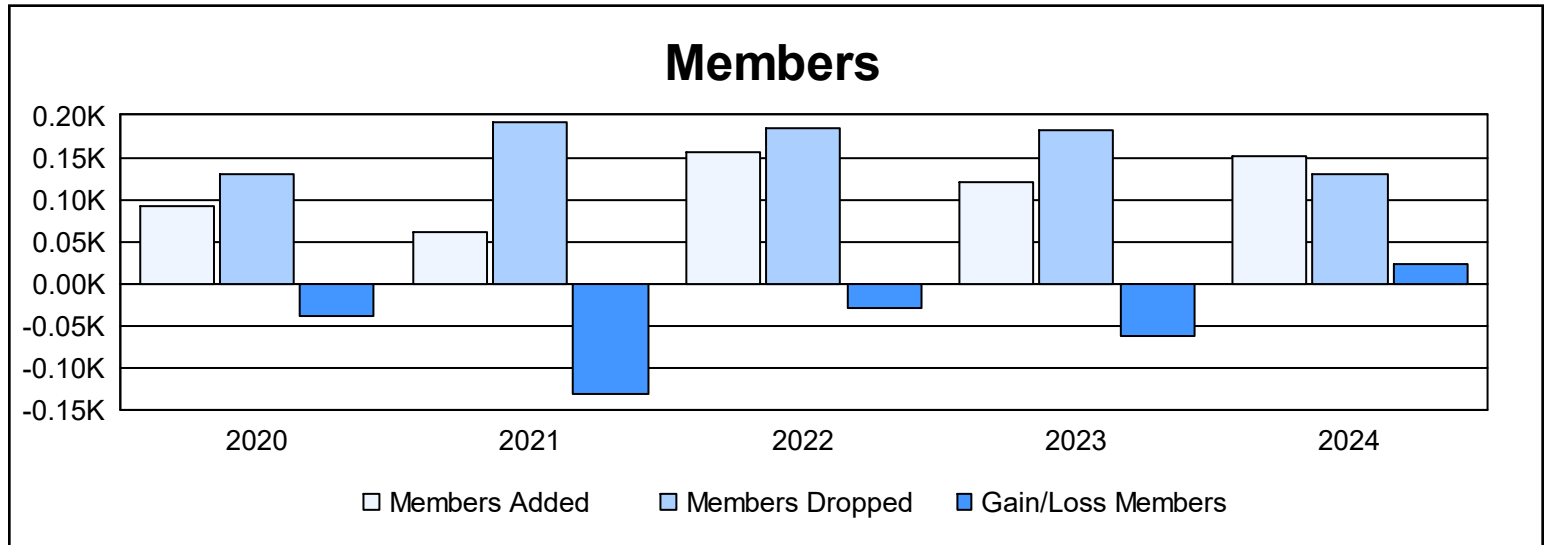
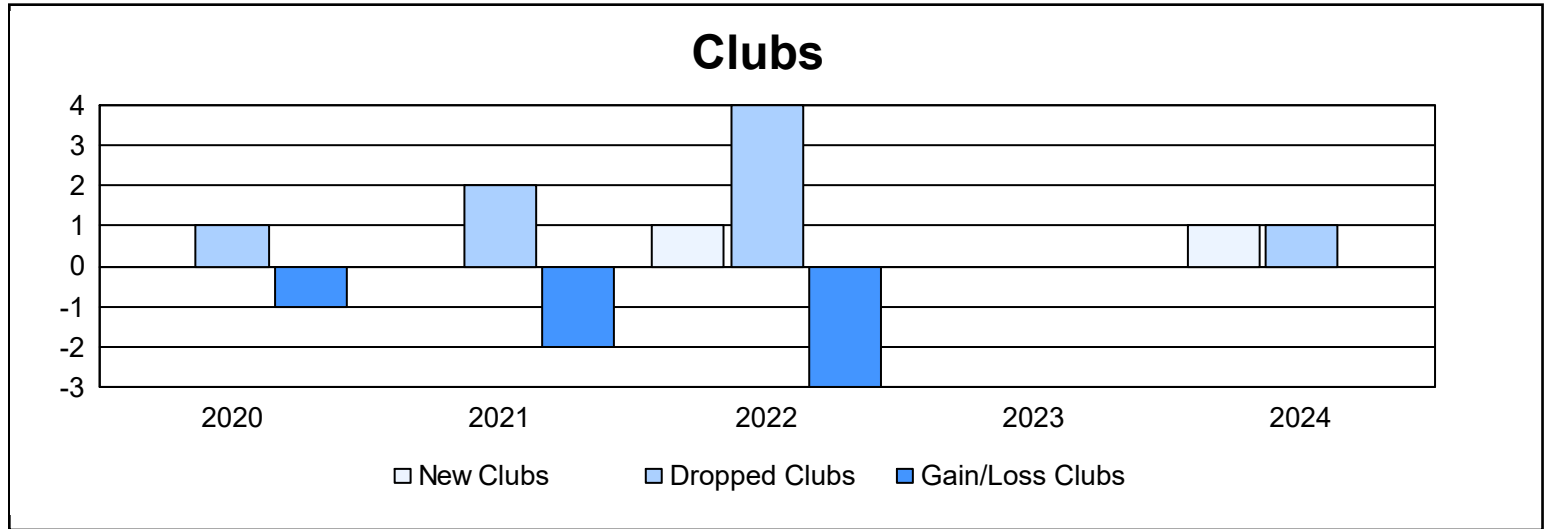
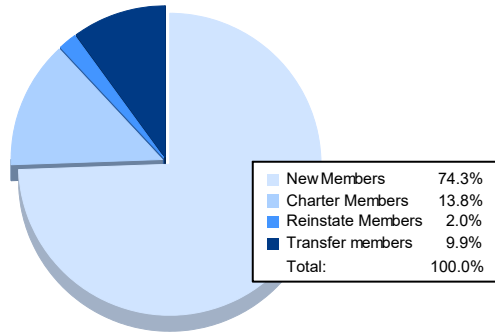


| Year | New Clubs | Dropped Clubs | Gain/ Loss Clubs | New Members | Charter Members | Reinstate Members | Transfer Members | Total Member Added | Total Members Dropped | Gain/ Loss Members |
|----------------|-----------|---------------|------------------|-------------|-----------------|-------------------|------------------|--------------------|-----------------------|--------------------|
| 2019-2020 | 0 | 1 | -1 | 62 | 1 | 21 | 8 | 92 | 130 | -38 |
| 2020-2021 | 0 | 2 | -2 | 52 | 1 | 4 | 4 | 61 | 192 | -131 |
| 2021-2022 | 1 | 4 | -3 | 116 | 32 | 5 | 2 | 155 | 184 | -29 |
| 2022-2023 | 0 | 0 | 0 | 104 | 0 | 11 | 5 | 120 | 182 | -62 |
| 2023-2024 | 1 | 1 | 0 | 113 | 21 | 3 | 15 | 152 | 130 | 22 |
| Average | 0 | 2 | -1 | 89 | 11 | 9 | 7 | 116 | 164 | -48 |



Membership Composition June 2024 Cumulative



Gender Composition June 2024 Cumulative

